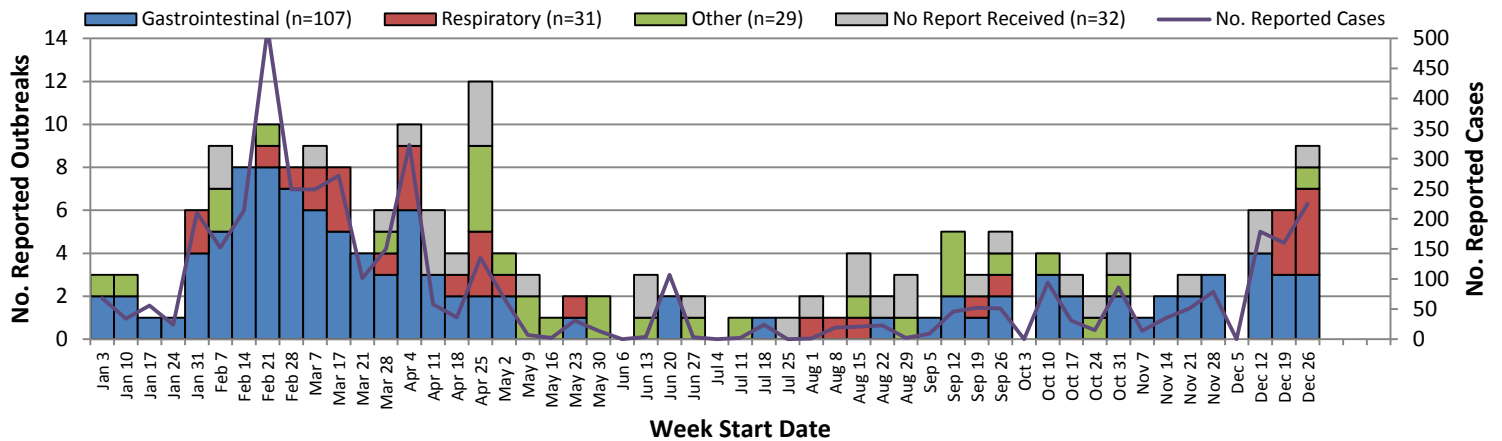


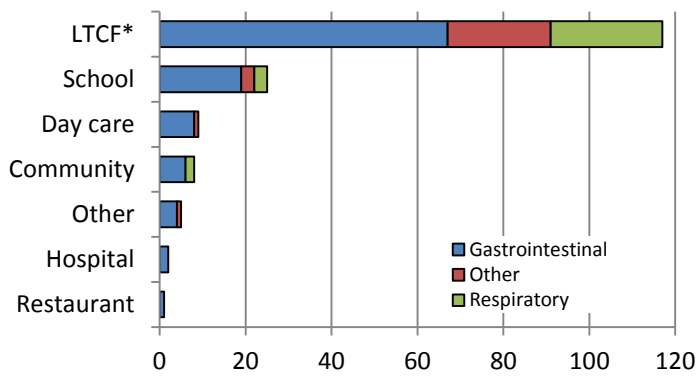
# Outbreak Report Summary: January 1 - December 31, 2016

A total of **199** outbreaks were reported to the Communicable Disease Branch (CDB) from January 1 - December 31, 2016. Outbreak reports were received for 167 (84%) of these outbreaks. Data shown below represent information provided through outbreak reports unless otherwise noted. Of those with reports received, **4,302** outbreak-associated cases were identified in the 167 outbreaks: 3655 (85%) from gastrointestinal illness (GI), 440 (10%) from respiratory illness, and 207 (5%) from other types. An average of 34 cases were identified in each GI outbreak (range 3-202), 14 in each respiratory (range 1-89) and 7 in each other type (range 2-18).

### Number of Outbreaks Reported to the CDB by Week of Report and Outbreak Type

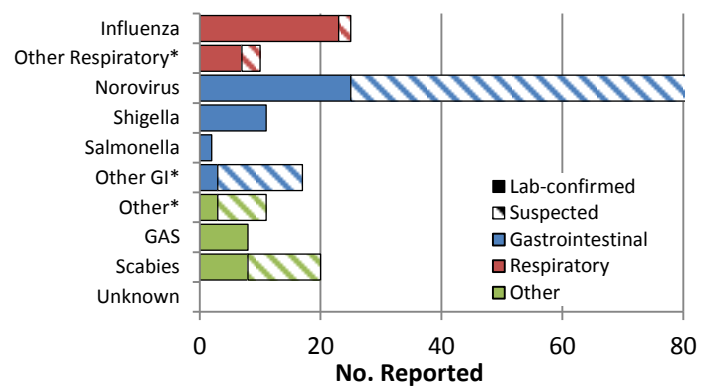


### Setting



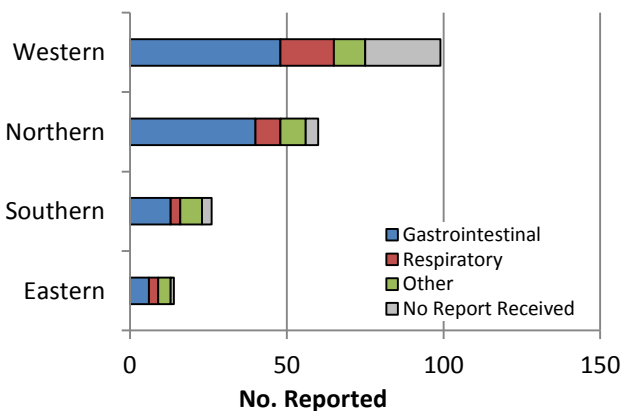
\*Includes nursing homes, skilled nursing facilities, and assisted living facilities

### Etiology (n=199)



\* Other Lab-confirmed: GI - *Cryptosporidium*; Respiratory - *Legionella*, *Measles*, *Mumps*, *Pertussis*, *Parainfluenza*; Other - *Varicella*, *CRE*, *Acinetobacter*

### Number of Outbreaks by Region† (n = 199)



†Regions: <http://tinyurl.com/TATPmap>

### Outbreak-associated Cases by County

