

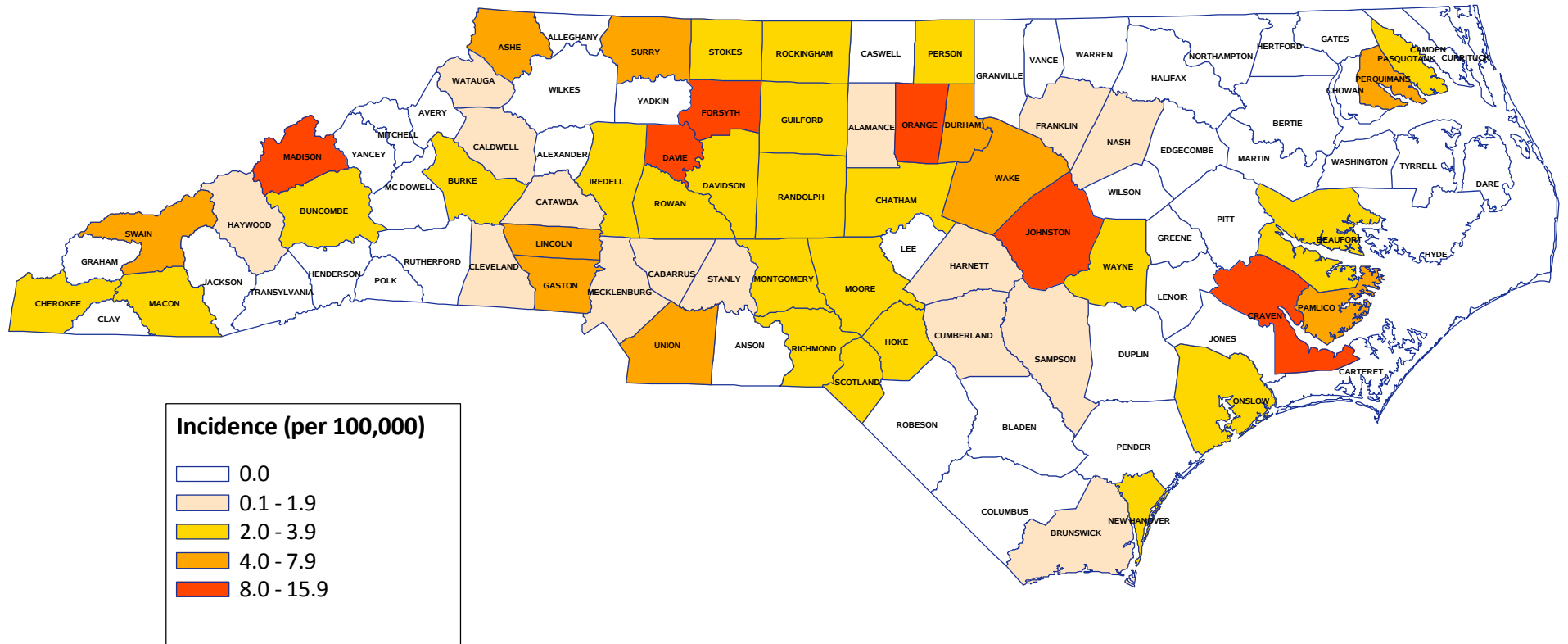
Reported Pertussis Cases by Month and County, Jan. 1, 2016 - Dec. 31, 2016

Obs	County	Jan	Feb	Mar	Apr	May	Jun	Jul	Aug	Sep	Oct	Nov	Dec	Total Cases	Incidence Per 100,000
1	Davie County	2	.	2	2	6	14.4
2	Madison County	.	.	1	2	.	.	3	13.8
3	Craven County	1	1	1	1	3	.	.	1	1	1	1	2	13	12.5
4	Forsyth County	5	3	3	3	13	6	3	4	1	.	2	2	45	12.3
5	Orange County	2	.	.	3	2	.	.	.	1	2	2	2	14	10.0
6	Johnston County	1	1	2	5	1	2	2	.	1	.	.	.	15	8.1
7	Pamlico County	.	.	.	1	1	7.6
8	Ashe County	1	.	1	2	7.3
9	Perquimans County	1	1	7.3
10	Swain County	1	1	6.7
11	Gaston County	4	4	.	1	.	1	.	.	.	2	.	1	13	6.1
12	Lincoln County	1	1	.	1	1	4	4.9
13	Durham County	1	.	2	1	1	.	1	3	1	.	2	2	14	4.7
14	Surry County	1	.	.	1	1	3	4.1
15	Union County	.	.	.	1	1	1	.	1	2	.	1	2	9	4.1
16	Wake County	3	2	3	1	4	3	2	3	7	5	5	3	41	4.1
17	Hoke County	2	2	3.9
18	Guilford County	6	.	1	.	5	1	.	2	1	.	1	2	19	3.7
19	Cherokee County	.	1	1	3.6
20	Davidson County	2	.	.	2	1	.	1	6	3.6
21	Montgomery County	1	1	3.6
22	Iredell County	.	1	3	2	6	3.5
23	Rockingham County	.	.	2	.	.	.	1	3	3.3
24	Onslow County	.	1	1	2	1	.	.	1	6	3.1
25	Macon County	.	1	1	2.9
26	Chatham County	1	1	.	2	2.8
27	Scotland County	.	.	.	1	1	2.8
28	Buncombe County	2	1	1	2	1	.	.	.	7	2.7
29	Pasquotank County	1	1	2.5
30	Person County	1	.	.	1	2.5
31	Wayne County	1	.	1	1	.	3	2.4
32	New Hanover County	1	1	1	.	.	.	1	1	5	2.3
33	Burke County	.	2	2	2.2
34	Richmond County	1	1	2.2
35	Beaufort County	1	1	2.1
36	Moore County	1	1	2	2.1
37	Randolph County	2	.	1	3	2.1
38	Rowan County	.	.	.	1	1	1	.	.	3	2.1
39	Stokes County	1	1	2.1
40	Catawba County	.	1	1	1	3	1.9
41	Watauga County	1	.	.	.	1	1.9
42	Cumberland County	1	.	.	.	1	2	1	1	6	1.8
43	Brunswick County	.	.	1	1	2	1.6
44	Franklin County	1	.	.	1	1.6
45	Harnett County	.	.	.	2	2	1.6
46	Haywood County	1	1	1.6
47	Sampson County	1	1	1.6
48	Stanly County	1	1	1.6
49	Mecklenburg County	1	2	2	.	1	2	.	1	1	1	1	1	13	1.3
50	Caldwell County	1	1	1.2

Reported Pertussis Cases by Month and County, Jan. 1, 2016 - Dec. 31, 2016

Obs	County	Jan	Feb	Mar	Apr	May	Jun	Jul	Aug	Sep	Oct	Nov	Dec	Total Cases	Incidence Per 100,000
51	Nash County	1	1	1.1
52	Cabarrus County	.	2	2	1.0
53	Cleveland County	1	.	.	1	1.0
54	Alamance County	1	.	.	1	0.6
		38	24	28	31	37	21	13	23	20	22	19	24	300	

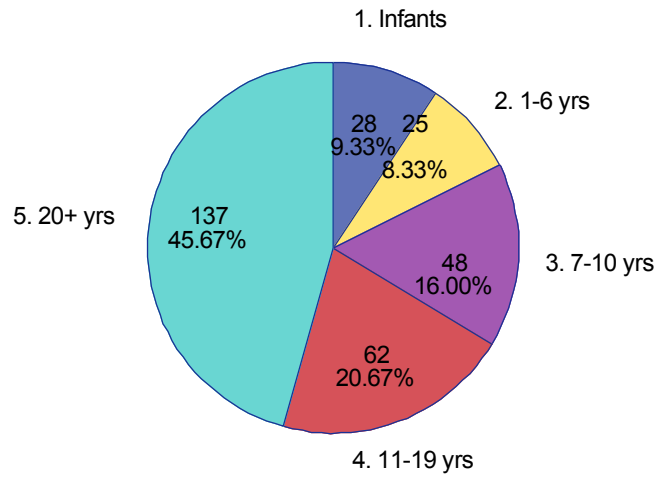
Pertussis Incidence by County, Jan. 1, 2016 - Dec. 31, 2016



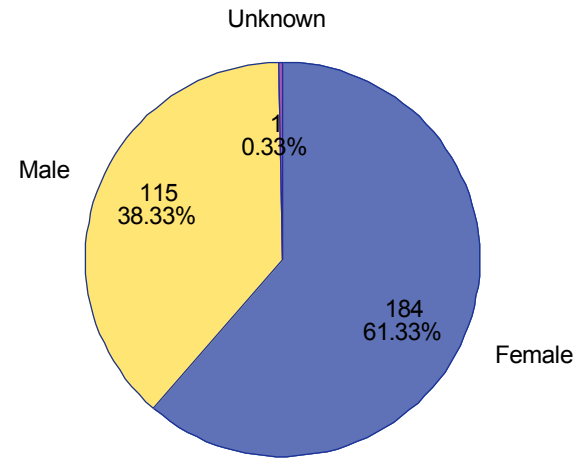
Data are provisional and subject to change.

Reported Pertussis Cases, Jan. 1, 2016 - Dec. 31, 2016

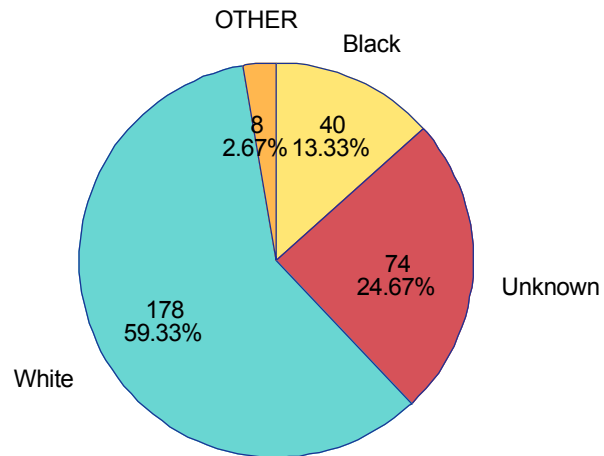
AGE GROUP



SEX



RACE



HISPANIC ETHNICITY

