



NC DEPARTMENT OF HEALTH AND HUMAN SERVICES

ROY COOPER • Governor

MANDY COHEN, MD, MPH • Secretary

MARK T. BENTON • Assistant Secretary for Public Health

Division of Public Health

Developed by the North Carolina Division of Public Health, Communicable Disease Branch

Ehrlichiosis Surveillance from 2015—2020

Background

Ehrlichiosis is a general name to describe several bacterial infections caused by *Ehrlichia spp.* including *E. chaffeensis*, *E. ewingii*, or *E. muris eauclairensis*. Ehrlichiae are transmitted to humans through the bite of an infected tick. In North Carolina, the most common vector of ehrlichiosis is the lone star tick, *Amblyomma americanum*. Like other tickborne illnesses, Ehrlichiosis can be prevented; it is a serious illness that can be fatal if not promptly treated.

Symptomology

Symptoms of ehrlichiosis typically appear within 1—2 weeks following a tick bite. While there are a number of symptoms, the combination of symptoms can vary from person to person. Symptoms may include fever, headache, fatigue, chills, malaise, muscle aches, nausea, vomiting, diarrhea, confusion, conjunctivitis (red eyes), and a rash. Rashes can be present in up to 60% of children and less than 30% of adults.

Epidemiology

National

Incidence varies considerably by geographic area. Ehrlichiosis is most frequently reported in the southeastern and south-central US. In 2018, four states accounted for 50% of all reported cases of Ehrlichiosis: Missouri, Arkansas, New York, and Virginia.¹ The number of reported ehrlichiosis cases has increased since it was added to the National Notifiable Conditions list in 1998; the case fatality rate continues to hover around 1% annually. The national average incidence of ehrlichiosis of confirmed and probable cases in 2019 was 0.65 cases per 100,000.²

North Carolina

The number of reported confirmed and probable cases of ehrlichiosis has gradually increased between 2015 and 2020. The highest incidence of ehrlichiosis typically occurs during the months of June and July. The 5-year average incidence rate of ehrlichiosis in North Carolina between 2015—2019 was 0.65 confirmed and probable cases per 100,000 residents, which is comparable to the national average. The incidence rate of ehrlichiosis in North Carolina in 2020 was 1.00 cases per 100,000 (based on 2019 population data). The decline in Ehrlichiosis cases in 2020 may be linked to the large number of events that were closed as “suspect.” Suspected events occur when a patient has a positive laboratory test, but no accompanying clinical data can be gathered.

Diagnosis

Diagnosis of ehrlichiosis is often difficult because symptoms vary from patient to patient and are non-specific, making it difficult to distinguish from other illnesses. Serological and Polymerase Chain Reaction (PCR) tests can be used to confirm clinical diagnosis. However, serological tests are often negative during the acute phase of illness; healthcare providers should use their judgement to treat patients empirically based on the symptoms above.

Prevention

Reducing exposure to ticks is the best defense against ehrlichiosis. There are a number of methods that can be used to prevent tickborne illness:

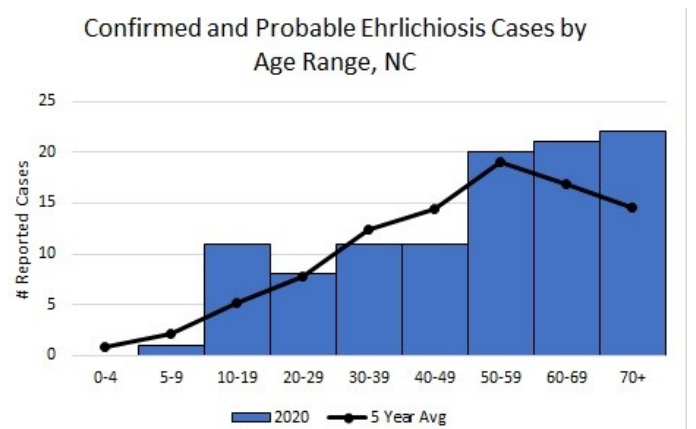
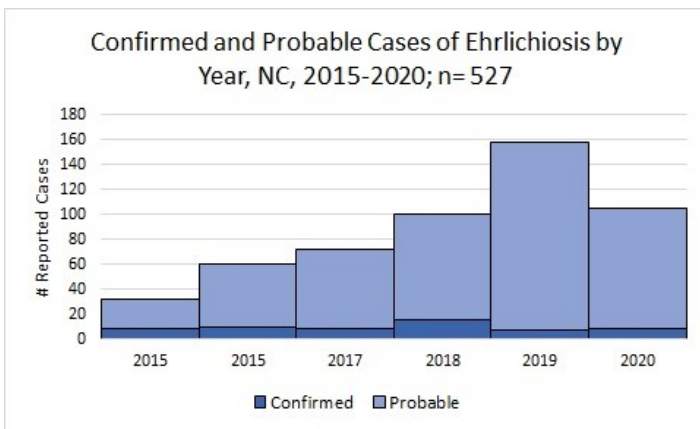
- Wear permethrin treated clothing (0.5%) when exploring the outdoors.
- Use Environmental Protection Agency (EPA) registered insect repellents containing DEET or picaridin to deter ticks.
- Avoid contact with ticks by avoiding wooded and brushy areas with high grasses and leaf litter and walking in the center of trails.
- Check clothing and skin for ticks you may have encountered while outdoors; shower soon after returning indoors.

Case Demographics (Confirmed and Probable)

Gender	5 Year Avg (2015-19)		2020	
	No. of Cases	% of total	No. of Cases	% of total
Male	63	61.9%	49	46.6%
Female	39	38.1%	56	53.4%

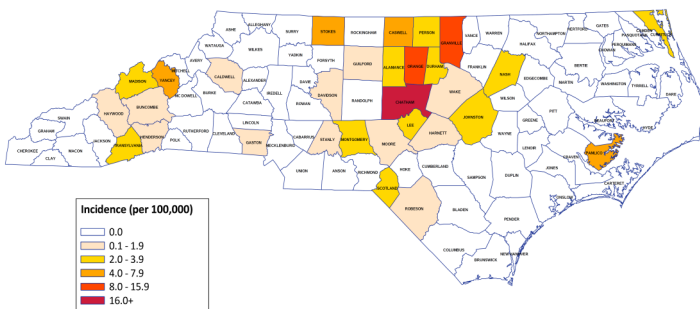
Race	5 Year Avg (2015-19)		2020	
	No. of Cases	% of total	No. of Cases	% of total
White	56.4	60.6%	74	70.5%
Black or African American	10.8	11.6%	12	11.4%
Native Hawaiian or Pac. Islander	0	0%	0	0%
Amer. Indian or Alaskan	0	0.0%	0	0.0%
Asian	2	2.1%	1	<1%
Other	3	3.2%	5	4.7%
Unknown	20.8	22.3%	13	12.4%

Hispanic Ethnicity	5 Year Avg (2015-19)		2020	
	No. of Cases	% of total	No. of Cases	% of total
Yes	4	4.70%	4	3.8%
No	57	61.50%	79	75.2%
Unknown	31	33.80%	22	21.0%



Geographic Distribution

Confirmed and Probable Incidence of Ehrlichiosis Cases by County of Residence, NC, 2020



Cases by Age

Confirmed and Probable Ehrlichiosis Cases by Month of Illness Onset, NC



¹Data are based on a national surveillance data found at: <https://www.cdc.gov/ehrlichiosis/stats/index.html>

²Data are based on a national surveillance data found at: <https://wonder.cdc.gov/nndss/static/2019/annual/2019-table2f.html>

³View NC Disease Statistics here: <https://public.tableau.com/profile/nc.cdb#1/vizhome/NCD3NorthCarolinaDiseaseDataDashboard/DiseaseMapsandTrends>