

North Carolina Healthcare-Associated Infections Report
Data from January 1 – June 30 2016
New Hanover Regional Medical Center, Wilmington, New Hanover County

2015 Hospital Survey Information

Hospital Type:	Acute Care Hospital
Medical Affiliation:	Major
Admissions in 2015:	39,565
Patient Days in 2015:	195,714
Total Number of Beds:	673
Number of ICU Beds:	112
FTE* Infection Preventionists:	4.00
Number of FTEs* per 100 beds:	0.59

[*FTE = Full-time equivalent]



Commentary From Facility:

At New Hanover Regional Medical Center we take patient safety and quality care extremely seriously. We implement the latest science-based protocols to prevent hospital-acquired infection. We study and adopt best practices, evidence-based medicine and recommendations from national agencies to deliver the best possible outcomes for our patients. We encourage patients and their families to take an active role in helping prevent infections. Our team of infection preventionists works with all staff to ensure they are focused on delivering the highest quality of care possible. We are proud of our success and our ongoing quest to keep preventable infections to an absolute minimum.

Catheter-Associated Urinary Tract Infections (CAUTI)

Table 1. Number of Observed and Predicted Infections by ICU and Ward Type, Jan-Jun 2016.

Unit Type	Observed Infections	Predicted Infections	How Does This Facility Compare to the National Experience?
All reporting units	8	19	Better

Note: SIR=Standardized Infection Ratio. SIR is calculated by #Observed/#Predicted.

Note: SIR not calculated if <50 catheter days or <1 predicted infection.

Note: Red line represents the NHSN baseline experience, 2009.

How Does This Facility Compare to the National Experience?

★ **Better:** Fewer infections than predicted by the national baseline experience

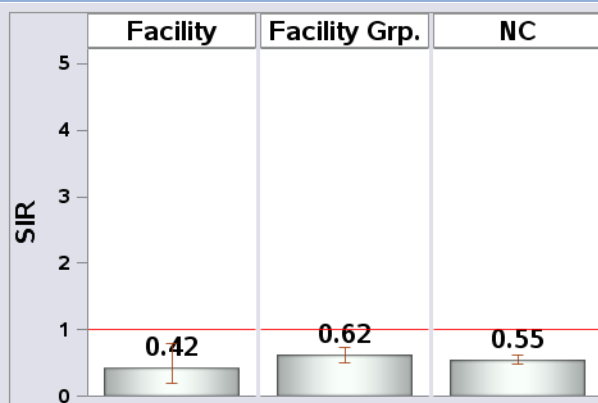


Figure 1: SIRs and 95% confidence intervals, Jan-Jun 2016.

Methicillin-Resistant Staphylococcus aureus Laboratory-Identified Bacteremia (MRSA LabID)

Note: LabID events are based on positive laboratory results only; not all LabID events represent true illnesses. Events reported here may be higher than events based on clinically-defined illness.

Table 2. Number of Observed and Predicted MRSA Events, Jan-Jun 2016

Unit Type	Observed Events	Predicted Events	How Does This Facility Compare to the National Experience?
Facility-wide inpatient	11	7.9	Same

Note: SIR=Standardized Infection Ratio. SIR is calculated by #Observed/#Predicted.

Note: Red line represents the NHSN baseline experience, 2010-2011.

How Does This Facility Compare to the National Experience?

= Same: About the same number of infections as predicted by the national baseline experience

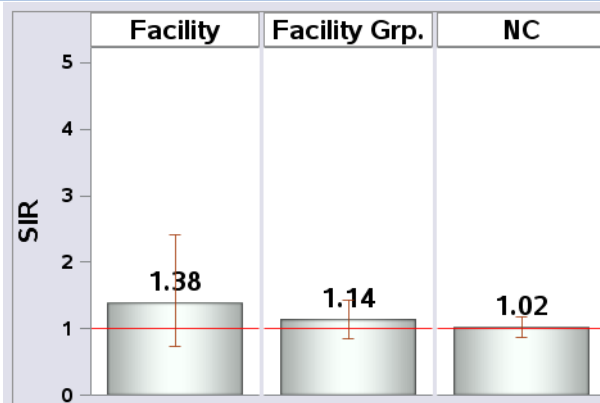


Figure 2: SIRs and 95% Confidence Intervals, Jan-Jun 2016.

Clostridium difficile Laboratory-Identified Infections (CDI LabID)

Note: LabID events are based on positive laboratory results only - not all LabID events represent true illnesses. Rates reported here may be higher than rates based on clinically-defined illness.

Table 3. Number of Observed and Predicted CDIs, Jan-Jun 2016

Unit Type	Observed Events	Predicted Events	How Does This Facility Compare to the National Experience?
Facility-wide inpatient	57	77	Better

Note: SIR=Standardized Infection Ratio. SIR is calculated by #Observed/#Predicted.

Note: Red line represents the NHSN baseline experience, 2010-2011.

How Does This Facility Compare to the National Experience?

★ **Better:** Fewer infections than predicted by the national baseline experience

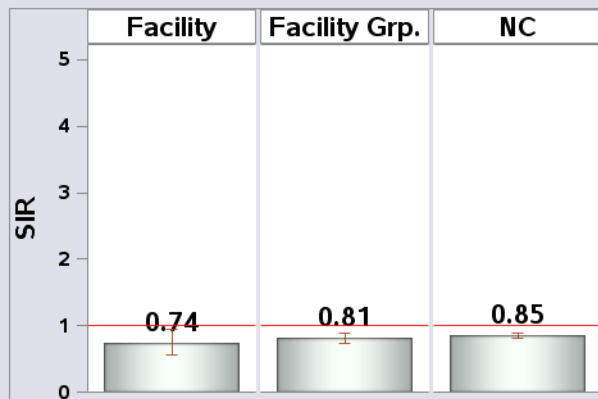


Figure 3: SIRs and 95% Confidence Intervals, Jan-Jun 2016.

North Carolina Healthcare-Associated Infections Report
Data from January 1 – June 30 2016
New Hanover Regional Medical Center, Wilmington, New Hanover County

Central Line-Associated Bloodstream Infections (CLABSI)

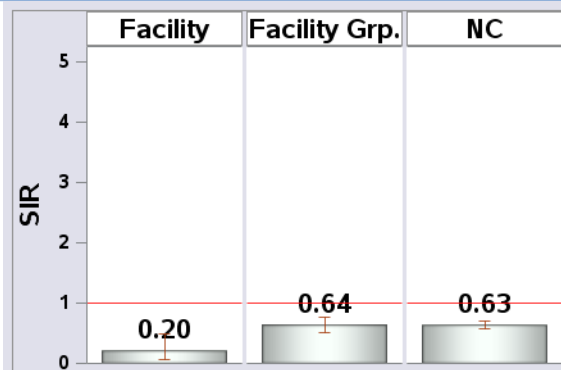


Table 4. Number of Observed and Predicted CLABSI Infections by ICU and Ward Type, Jan-Jun 2016

Unit Type	Observed Infections	Predicted Infections	How Does This Facility Compare to the National Experience?
Adult/Ped Units	4	16	Better
Neonatal Units	0	3.5	Better
All reporting units	4	20	Better

Note: SIR=Standardized Infection Ratio. SIR is calculated by #Observed/#Predicted.

Note: SIR not calculated if <50 central line days or <1 predicted infection.

Note: Red line represents the NHSN baseline experience, 2006-2008.

How Does This Facility Compare to the National Experience?

★ Better: Fewer infections than predicted by the national baseline experience

Figure 4: SIRs and 95% confidence intervals, Jan-Jun 2016.

Surgical Site Infections (SSI) after Abdominal Hysterectomies

Table 5. Number of Observed and Predicted SSI Infections (abdominal hysterectomies), Jan-Jun 2016.

Unit Type	Observed Infections	Predicted Infections	How Does This Facility Compare to the National Experience?
Facility-wide inpatient	0	3.4	Better

Note: SIR=Standardized Infection Ratio. SIR is calculated by #Observed/#Predicted.

Note: Infections from deep incisional and/or organ space.

Note: Red line represents the NHSN baseline experience, 2006-2008.

How Does This Facility Compare to the National Experience?

★ Better: Fewer infections than predicted by the national baseline experience

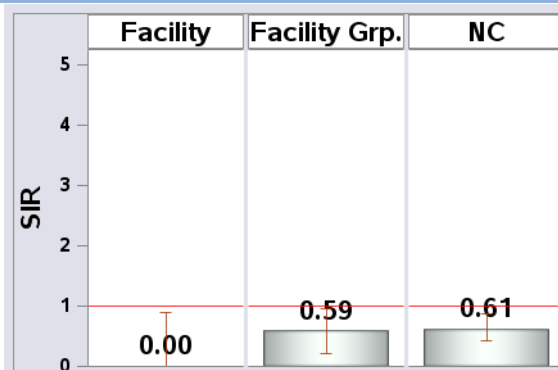


Figure 5: SIRs and 95% Confidence Intervals, Jan-Jun 2016.

Surgical Site Infections (SSI) after Colon Surgeries

Table 6. Number of Observed and Predicted SSI Infections (colon surgeries), Jan-Jun 2016.

Unit Type	Observed Infections	Predicted Infections	How Does This Facility Compare to the National Experience?
Facility-wide inpatient	2	7.3	Better

Note: SIR=Standardized Infection Ratio. SIR is calculated by #Observed/#Predicted.

Note: Infections from deep incisional and/or organ space.

Note: Red line represents the NHSN baseline experience, 2006-2008.

How Does This Facility Compare to the National Experience?

★ Better: Fewer infections than predicted by the national baseline experience

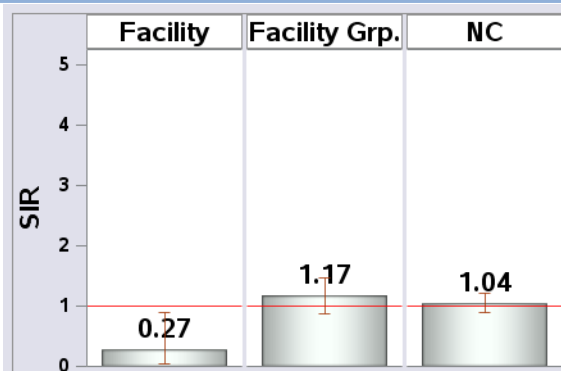


Figure 6: SIRs and 95% Confidence Intervals, Jan-Jun 2016.

Ventilator-Associated Events (VAE)

Note from N.C. Division of Public Health: VAE are not reportable at this facility type