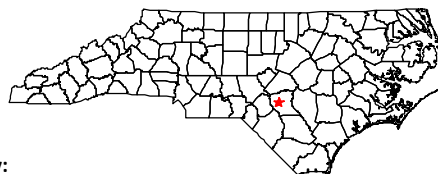


North Carolina Healthcare-Associated Infections Report
Data from January 1 – June 30, 2019
Cape Fear Valley Rehabilitation Center, Fayetteville, Cumberland County

2018 Hospital Survey Information

Hospital Type: Inpatient Rehabilitation Facility
 Admissions in 2019: 1,197
 Patient Days in 2019: 17,183
 Total Number of Beds: 78
 FTE* Infection Preventionists: 0.25
 Number of FTEs* per 100 beds: 0.32

[*FTE = Full-time equivalent]



Commentary From Facility:

Starting with Q4 2018, IRFs are no longer required to report LabID MRSA bacteremia to CMS. Data presented in this report are accurate as of the date data were downloaded.

Catheter-Associated Urinary Tract Infections (CAUTI)

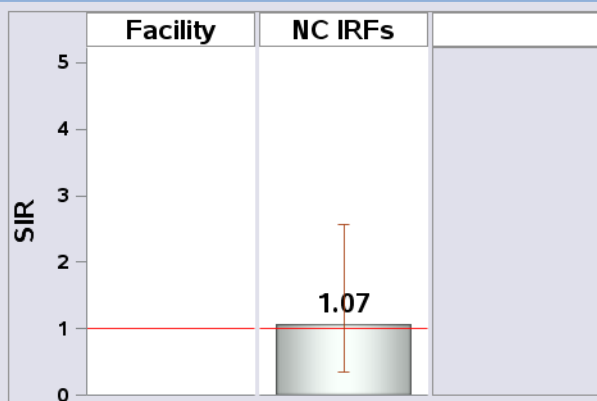


Figure 1: SIRs and 95% confidence intervals, Jan-Jun 2019.

Table 1. Number of Observed and Predicted Infections by ICU and Ward Type, Jan-Jun 2019.

Unit Type	Observed Infections	Predicted Infections	How Does This Facility Compare to the National Experience?
All reporting units	1	Less than 1.0	No Conclusion

Note: SIR=Standardized Infection Ratio. SIR is calculated by #Observed/#Predicted.

Note: SIR not calculated if <50 catheter days or <1 predicted infection.

Note: Red line represents the NHSN baseline experience, 2015.

How Does This Facility Compare to the National Experience?

No Conclusion: Data were reported, but there was not enough information to make a reliable comparison

Methicillin-Resistant Staphylococcus aureus Laboratory-Identified Bacteremia (MRSA LabID)

Note: LabID events are based on positive laboratory results only; not all LabID events represent true illnesses. Events reported here may be higher than events based on clinically-defined illness.

Note from N.C. Division of Public Health: MRSA is not reportable at this facility type after 2018Q3

Clostridioides difficile Laboratory-Identified Infections (CDI LabID)

Note: LabID events are based on positive laboratory results only - not all LabID events represent true illnesses. Rates reported here may be higher than rates based on clinically-defined illness.

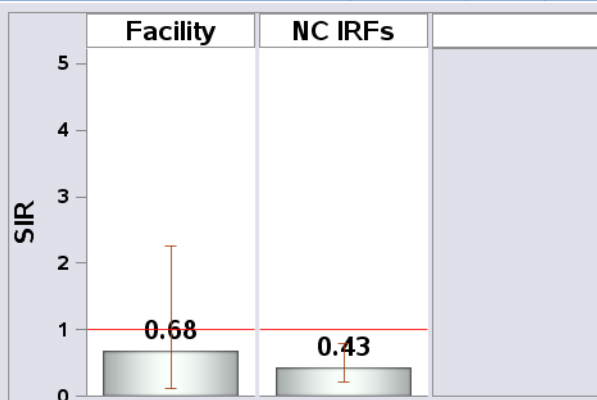


Figure 3: SIRs and 95% Confidence Intervals, Jan-Jun 2019.

Table 3. Number of Observed and Predicted CDIs, Jan-Jun 2019

Unit Type	Observed Events	Predicted Events	How Does This Facility Compare to the National Experience?
Facility-wide inpatient	2	2.9	Same

Note: SIR=Standardized Infection Ratio. SIR is calculated by #Observed/#Predicted.

Note: Red line represents the NHSN baseline experience, 2015.

How Does This Facility Compare to the National Experience?

= Same: About the same number of infections as predicted by the national baseline experience

North Carolina Healthcare-Associated Infections Report
Data from January 1 – June 30, 2019
Cape Fear Valley Rehabilitation Center, Fayetteville, Cumberland County

Central Line-Associated Bloodstream Infections (CLABSI)

Note from N.C. Division of Public Health: CLABSIs are not reportable at this facility type

Surgical Site Infections (SSI) after Abdominal Hysterectomies

Note from N.C. Division of Public Health: SSIs are not reportable at this facility type

Surgical Site Infections (SSI) after Colon Surgeries

Note from N.C. Division of Public Health: SSIs are not reportable at this facility type

Ventilator-Associated Events (VAE)

Note from N.C. Division of Public Health: VAEs are not reportable at this facility type after 2018Q3