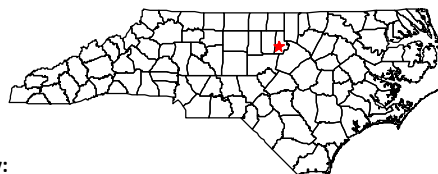


North Carolina Healthcare-Associated Infections Report
Data from January 1 – December 31, 2019
North Carolina Specialty Hospital, Durham, Durham County

2018 Hospital Survey Information

Hospital Type: Acute Care Hospital
 Medical Affiliation: No
 Admissions in 2018: 1,992
 Patient Days in 2018: 3,508
 Total Number of Beds: 18
 Number of ICU Beds: 0
 FTE* Infection Preventionists: 1.00
 Number of FTEs* per 100 beds: 5.56

(*FTE = Full-time equivalent)



Commentary From Facility:
 No comments provided.

Catheter-Associated Urinary Tract Infections (CAUTI)

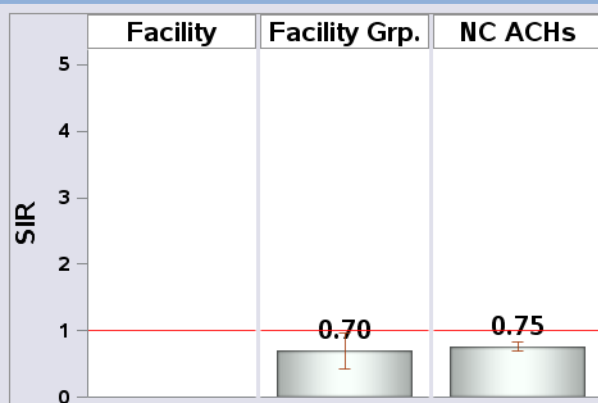


Figure 1: SIRs and 95% confidence intervals, Jan-Dec 2019.

Table 1. Number of Observed and Predicted Infections by ICU and Ward Type, Jan-Dec 2019.

Unit Type	Observed Infections	Predicted Infections	How Does This Facility Compare to the National Experience?
Adult/Ped Wards	0	Less than 1.0	No Conclusion
All reporting units	0	Less than 1.0	No Conclusion

Note: SIR=Standardized Infection Ratio. SIR is calculated by #Observed/#Predicted.

Note: SIR not calculated if <50 catheter days or <1 predicted infection.

Note: Red line represents the NHSN baseline experience, 2015.

How Does This Facility Compare to the National Experience?

No Conclusion: Data were reported, but there was not enough information to make a reliable comparison

Methicillin-Resistant Staphylococcus aureus Laboratory-Identified Bacteremia (MRSA LabID)

Note: LabID events are based on positive laboratory results only; not all LabID events represent true illnesses. Events reported here may be higher than events based on clinically-defined illness.

Table 2. Number of Observed and Predicted MRSA Events, Jan-Dec 2019

Unit Type	Observed Events	Predicted Events	How Does This Facility Compare to the National Experience?
Facility-wide inpatient	0	Less than 1.0	No Conclusion

Note: SIR=Standardized Infection Ratio. SIR is calculated by #Observed/#Predicted.

Note: Red line represents the NHSN baseline experience, 2015.

How Does This Facility Compare to the National Experience?

No Conclusion: Data were reported, but there was not enough information to make a reliable comparison

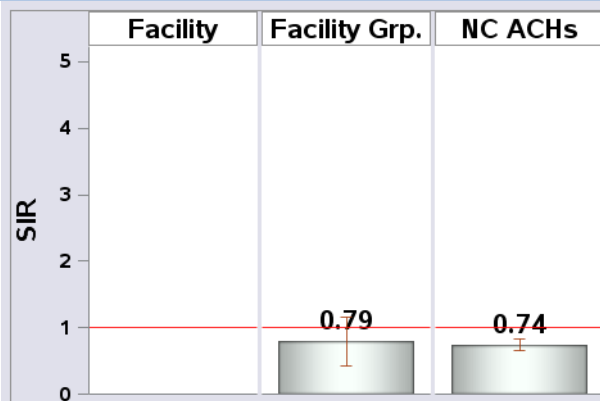


Figure 2: SIRs and 95% Confidence Intervals, Jan-Dec 2019.

Clostridioides difficile Laboratory-Identified Infections (CDI LabID)

Note: LabID events are based on positive laboratory results only - not all LabID events represent true illnesses. Rates reported here may be higher than rates based on clinically-defined illness.

Table 3. Number of Observed and Predicted CDIs, Jan-Dec 2019

Unit Type	Observed Events	Predicted Events	How Does This Facility Compare to the National Experience?
Facility-wide inpatient	0	Less than 1.0	No Conclusion

Note: SIR=Standardized Infection Ratio. SIR is calculated by #Observed/#Predicted.

Note: Red line represents the NHSN baseline experience, 2015.

How Does This Facility Compare to the National Experience?

No Conclusion: Data were reported, but there was not enough information to make a reliable comparison

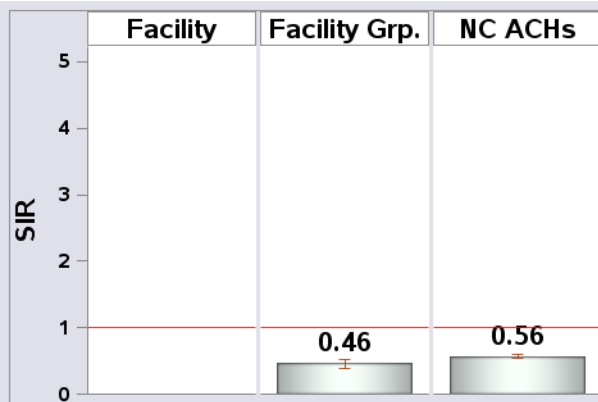


Figure 3: SIRs and 95% Confidence Intervals, Jan-Dec 2019.

North Carolina Healthcare-Associated Infections Report
Data from January 1 – December 31, 2019
North Carolina Specialty Hospital, Durham, Durham County

Central Line-Associated Bloodstream Infections (CLABSI)

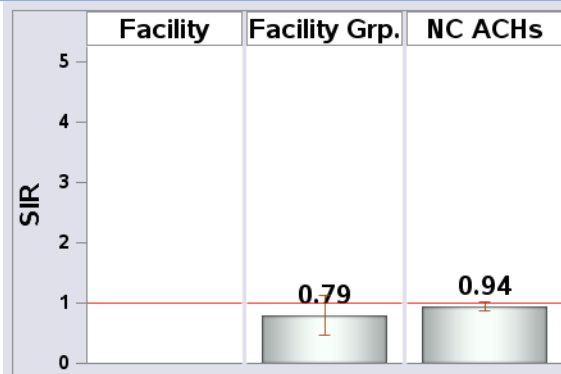


Table 4. Number of Observed and Predicted CLABSI Infections by ICU and Ward Type, Jan-Dec 2019

Unit Type	Observed Infections	Predicted Infections	How Does This Facility Compare to the National Experience?
Adult/Ped Wards	0	Less than 1.0	No Conclusion
All reporting units	0	Less than 1.0	No Conclusion

Note: SIR=Standardized Infection Ratio. SIR is calculated by #Observed/#Predicted.

Note: SIR not calculated if <50 central line days or <1 predicted infection.

Note: Red line represents the NHSN baseline experience, 2015.

How Does This Facility Compare to the National Experience?

No Conclusion: Data were reported, but there was not enough information to make a reliable comparison

Figure 4: SIRs and 95% confidence intervals, Jan-Dec 2019.

Surgical Site Infections (SSI) after Abdominal Hysterectomies

Note from N.C. Division of Public Health: This facility did not have locations required to report SSI during this time period

Surgical Site Infections (SSI) after Colon Surgeries

Note from N.C. Division of Public Health: This facility did not have locations required to report SSI during this time period

Ventilator-Associated Events (VAE)

Note from N.C. Division of Public Health: VAEs are not reportable at this facility type after 2018Q3