

**North Carolina Healthcare-Associated Infections Report**  
**Data from January 1 – December 31, 2019**  
**Novant Health Matthews Medical Center, Matthews, Mecklenburg County**

**2018 Hospital Survey Information**

Hospital Type:	Acute Care Hospital
Medical Affiliation:	Undergraduate
Admissions in 2018:	14,547
Patient Days in 2018:	50,458
Total Number of Beds:	157
Number of ICU Beds:	18
FTE* Infection Preventionists:	1.25
Number of FTEs* per 100 beds:	0.80

[\*FTE = Full-time equivalent]



**Commentary From Facility:**

At Novant Health, the safety of our patients comes first and we support transparency in reporting. Our goal is to have zero healthcare associated infections and we continually monitor our infection prevention processes for improvement opportunities.

**Catheter-Associated Urinary Tract Infections (CAUTI)**

**Table 1. Number of Observed and Predicted Infections by ICU and Ward Type, Jan-Dec 2019.**

Unit Type	Observed Infections	Predicted Infections	How Does This Facility Compare to the National Experience?
Adult/Ped ICUs	0	Less than 1.0	No Conclusion
Adult/Ped Wards	2	1.3	Same
<b>All reporting units</b>	<b>2</b>	<b>2.3</b>	<b>Same</b>

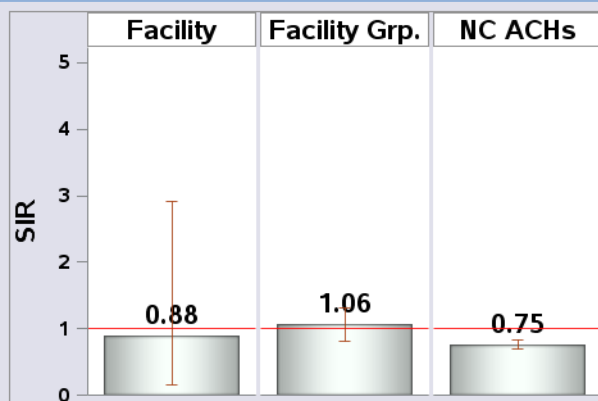
Note: SIR=Standardized Infection Ratio. SIR is calculated by #Observed/#Predicted.

Note: SIR not calculated if <50 catheter days or <1 predicted infection.

Note: Red line represents the NHSN baseline experience, 2015.

**How Does This Facility Compare to the National Experience?**

= Same: About the same number of infections as predicted by the national baseline experience



**Figure 1: SIRs and 95% confidence intervals, Jan-Dec 2019.**

**Methicillin-Resistant Staphylococcus aureus Laboratory-Identified Bacteremia (MRSA LabID)**

Note: LabID events are based on positive laboratory results only; not all LabID events represent true illnesses. Events reported here may be higher than events based on clinically-defined illness.

**Table 2. Number of Observed and Predicted MRSA Events, Jan-Dec 2019**

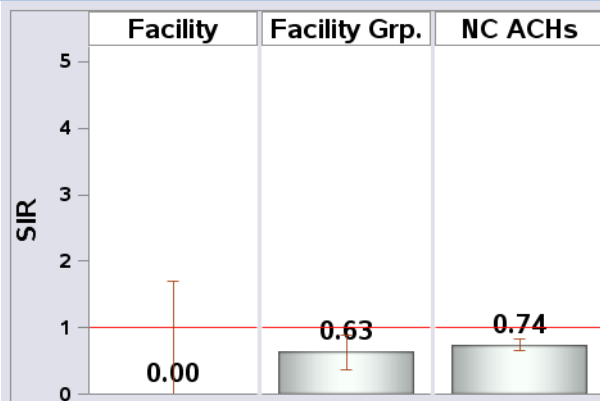
Unit Type	Observed Events	Predicted Events	How Does This Facility Compare to the National Experience?
Facility-wide inpatient	0	1.8	Same

Note: SIR=Standardized Infection Ratio. SIR is calculated by #Observed/#Predicted.

Note: Red line represents the NHSN baseline experience, 2015.

**How Does This Facility Compare to the National Experience?**

= Same: About the same number of infections as predicted by the national baseline experience



**Figure 2: SIRs and 95% Confidence Intervals, Jan-Dec 2019.**

**Clostridioides difficile Laboratory-Identified Infections (CDI LabID)**

Note: LabID events are based on positive laboratory results only - not all LabID events represent true illnesses. Rates reported here may be higher than rates based on clinically-defined illness.

**Table 3. Number of Observed and Predicted CDIs, Jan-Dec 2019**

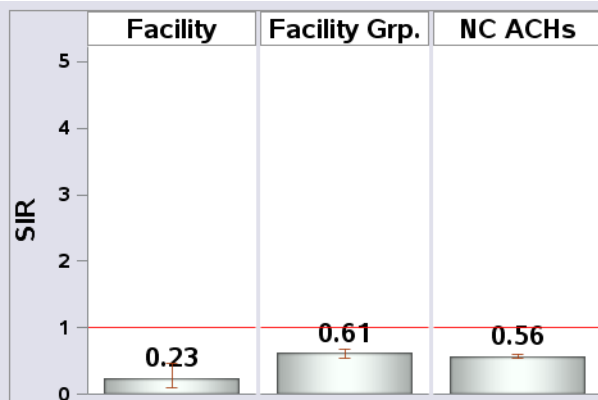
Unit Type	Observed Events	Predicted Events	How Does This Facility Compare to the National Experience?
Facility-wide inpatient	7	30	<b>Better</b>

Note: SIR=Standardized Infection Ratio. SIR is calculated by #Observed/#Predicted.

Note: Red line represents the NHSN baseline experience, 2015.

**How Does This Facility Compare to the National Experience?**

★ **Better**: Fewer infections than predicted by the national baseline experience



**Figure 3: SIRs and 95% Confidence Intervals, Jan-Dec 2019.**

**North Carolina Healthcare-Associated Infections Report**  
**Data from January 1 – December 31, 2019**  
**Novant Health Matthews Medical Center, Matthews, Mecklenburg County**

**Central Line-Associated Bloodstream Infections (CLABSI)**

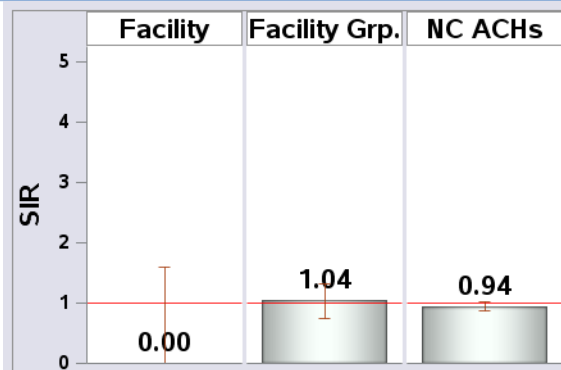


Figure 4: SIRs and 95% confidence intervals, Jan-Dec 2019.

Table 4. Number of Observed and Predicted CLABSI Infections by ICU and Ward Type, Jan-Dec 2019

Unit Type	Observed Infections	Predicted Infections	How Does This Facility Compare to the National Experience?
Adult/Ped ICUs	0	Less than 1.0	No Conclusion
Adult/Ped Wards	0	1.2	Same
Neonatal Units	0	Less than 1.0	No Conclusion
<b>All reporting units</b>	<b>0</b>	<b>1.9</b>	<b>Same</b>

Note: SIR=Standardized Infection Ratio. SIR is calculated by #Observed/#Predicted.

Note: SIR not calculated if <50 central line days or <1 predicted infection.

Note: Red line represents the NHSN baseline experience, 2015.

**How Does This Facility Compare to the National Experience?**

= Same: About the same number of infections as predicted by the national baseline experience

**Surgical Site Infections (SSI) after Abdominal Hysterectomies**

Table 5. Number of Observed and Predicted SSI Infections (abdominal hysterectomies), Jan-Dec 2019.

Unit Type	Observed Infections	Predicted Infections	How Does This Facility Compare to the National Experience?
<b>Facility-wide inpatient</b>	<b>2</b>	<b>1.7</b>	<b>Same</b>

Note: SIR=Standardized Infection Ratio. SIR is calculated by #Observed/#Predicted.

Note: Infections from deep incisional and/or organ space.

Note: Red line represents the NHSN baseline experience, 2015.

**How Does This Facility Compare to the National Experience?**

= Same: About the same number of infections as predicted by the national baseline experience

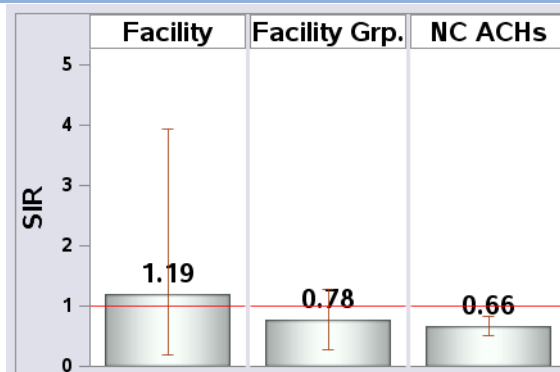


Figure 5: SIRs and 95% Confidence Intervals, Jan-Dec 2019.

**Surgical Site Infections (SSI) after Colon Surgeries**

Table 6. Number of Observed and Predicted SSI Infections (colon surgeries), Jan-Dec 2019.

Unit Type	Observed Infections	Predicted Infections	How Does This Facility Compare to the National Experience?
<b>Facility-wide inpatient</b>	<b>8</b>	<b>6.1</b>	<b>Same</b>

Note: SIR=Standardized Infection Ratio. SIR is calculated by #Observed/#Predicted.

Note: Infections from deep incisional and/or organ space.

Note: Red line represents the NHSN baseline experience, 2015.

**How Does This Facility Compare to the National Experience?**

= Same: About the same number of infections as predicted by the national baseline experience

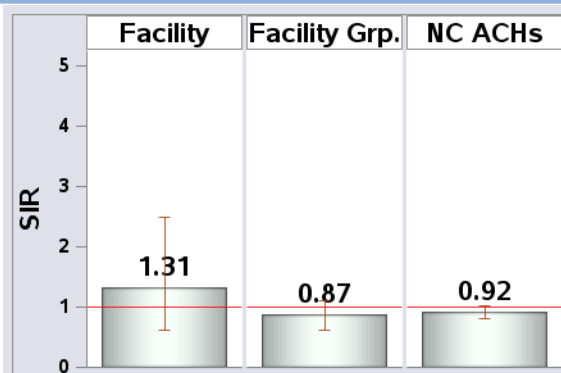


Figure 6: SIRs and 95% Confidence Intervals, Jan-Dec 2019.

**Ventilator-Associated Events (VAE)**

Note from N.C. Division of Public Health: VAEs are not reportable at this facility type after 2018Q3