

North Carolina Healthcare-Associated Infections Report
Data from January 1 – September 30, 2020
Novant Health Forsyth Medical Center, Winston Salem, Forsyth County

2019 Hospital Survey Information

Hospital Type:	Acute Care Hospital
Medical Affiliation:	Major
Admissions in 2019	48,213
Patient Days in 2019	244,539
Total Number of Beds:	859
Number of ICU Beds:	148
FTE* Infection Preventionists:	7.80
Number of FTEs* per 100 beds:	0.91

[*FTE = Full-time equivalent]



Commentary From Facility:

At Novant Health, the safety of our patients comes first and we support transparency in reporting. Our goal is to have zero healthcare associated infections and we continually monitor our infection prevention processes for improvement opportunities.

Catheter-Associated Urinary Tract Infections (CAUTI)

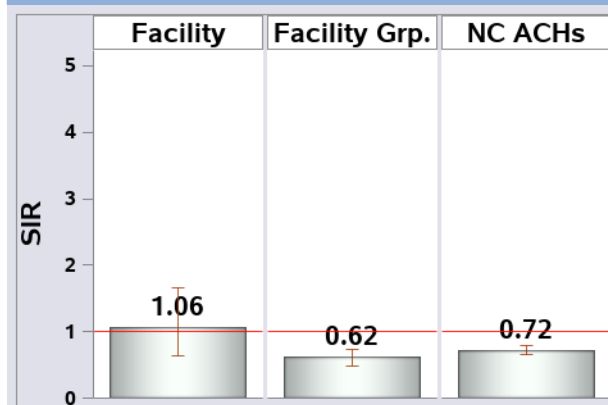


Figure 1: SIRs and 95% confidence intervals, Jan-Sep 2020.

Table 1. Number of Observed and Predicted Infections by ICU and Ward Type, Jan-Sep 2020.

Unit Type	Observed Infections	Predicted Infections	How Does This Facility Compare to the National Experience?
Adult/Ped ICUs	15	13	Same
Adult/Ped Wards	2	3.1	Same
All reporting units	17	16	Same

Note: SIR=Standardized Infection Ratio. SIR is calculated by #Observed/#Predicted.

Note: SIR not calculated if <50 catheter days or <1 predicted infection.

Note: Red line represents the NHSN baseline experience, 2015.

How Does This Facility Compare to the National Experience?

= Same: About the same number of infections as predicted by the national baseline experience

Methicillin-Resistant Staphylococcus aureus Laboratory-Identified Bacteremia (MRSA LabID)

Note: LabID events are based on positive laboratory results only; not all LabID events represent true illnesses. Events reported here may be higher than events based on clinically-defined illness.

Table 2. Number of Observed and Predicted MRSA Events, Jan-Sep 2020

Unit Type	Observed Events	Predicted Events	How Does This Facility Compare to the National Experience?
Facility-wide inpatient	4	12	Better

Note: SIR=Standardized Infection Ratio. SIR is calculated by #Observed/#Predicted.

Note: Red line represents the NHSN baseline experience, 2015.

How Does This Facility Compare to the National Experience?

★ Better: Fewer infections than predicted by the national baseline experience

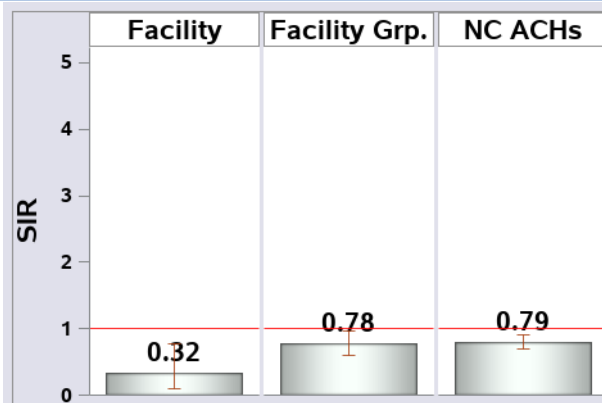


Figure 2: SIRs and 95% Confidence Intervals, Jan-Sep 2020.

Clostridioides difficile Laboratory-Identified Infections (CDI LabID)

Note: LabID events are based on positive laboratory results only - not all LabID events represent true illnesses. Rates reported here may be higher than rates based on clinically-defined illness.

Table 3. Number of Observed and Predicted CDIs, Jan-Sep 2020

Unit Type	Observed Events	Predicted Events	How Does This Facility Compare to the National Experience?
Facility-wide inpatient	22	95	Better

Note: SIR=Standardized Infection Ratio. SIR is calculated by #Observed/#Predicted.

Note: Red line represents the NHSN baseline experience, 2015.

How Does This Facility Compare to the National Experience?

★ Better: Fewer infections than predicted by the national baseline experience

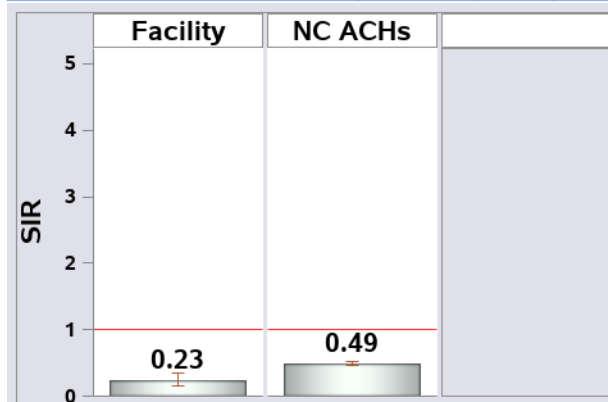


Figure 3: SIRs and 95% Confidence Intervals, Jan-Sep 2020.

North Carolina Healthcare-Associated Infections Report
Data from January 1 – September 30, 2020
Novant Health Forsyth Medical Center, Winston Salem, Forsyth County

Central Line-Associated Bloodstream Infections (CLABSI)

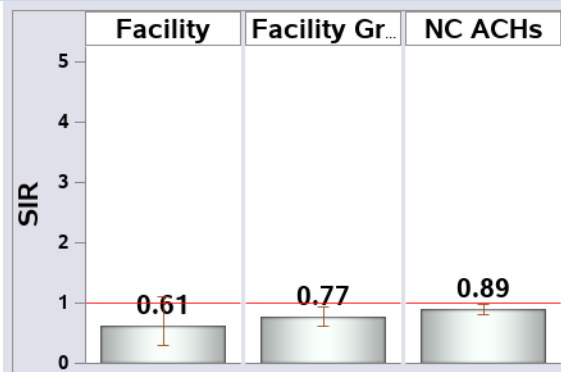


Figure 4: SIRs and 95% confidence intervals, Jan-Sep 2020.

Table 4. Number of Observed and Predicted CLABSI Infections by ICU and Ward Type, Jan-Sep 2020

Unit Type	Observed Infections	Predicted Infections	How Does This Facility Compare to the National Experience?
Adult/Ped ICUs	5	10	Same
Adult/Ped Wards	2	3.3	Same
Neonatal Units	2	Less than 1.0	No Conclusion
All reporting units	9	15	Same

Note: SIR=Standardized Infection Ratio. SIR is calculated by #Observed/#Predicted.

Note: SIR not calculated if <50 central line days or <1 predicted infection.

Note: Red line represents the NHSN baseline experience, 2015.

How Does This Facility Compare to the National Experience?

= Same: About the same number of infections as predicted by the national baseline experience

Surgical Site Infections (SSI) after Abdominal Hysterectomies

Table 5. Number of Observed and Predicted SSI Infections (abdominal hysterectomies), Jan-Sep 2020.

Unit Type	Observed Infections	Predicted Infections	How Does This Facility Compare to the National Experience?
Facility-wide inpatient	2	2.2	Same

Note: SIR=Standardized Infection Ratio. SIR is calculated by #Observed/#Predicted.

Note: Infections from deep incisional and/or organ space.

Note: Red line represents the NHSN baseline experience, 2015.

How Does This Facility Compare to the National Experience?

= Same: About the same number of infections as predicted by the national baseline experience

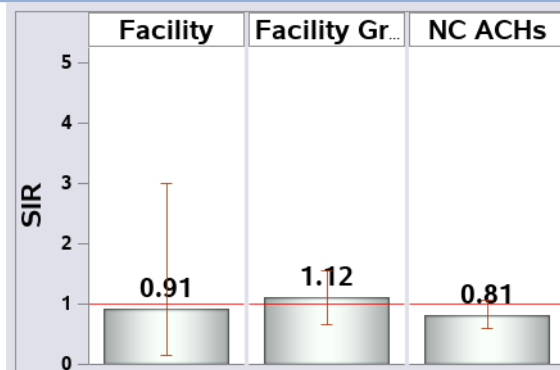


Figure 5: SIRs and 95% Confidence Intervals, Jan-Sep 2020.

Surgical Site Infections (SSI) after Colon Surgeries

Table 6. Number of Observed and Predicted SSI Infections (colon surgeries), Jan-Sep 2020.

Unit Type	Observed Infections	Predicted Infections	How Does This Facility Compare to the National Experience?
Facility-wide inpatient	5	4.3	Same

Note: SIR=Standardized Infection Ratio. SIR is calculated by #Observed/#Predicted.

Note: Infections from deep incisional and/or organ space.

Note: Red line represents the NHSN baseline experience, 2015.

How Does This Facility Compare to the National Experience?

= Same: About the same number of infections as predicted by the national baseline experience

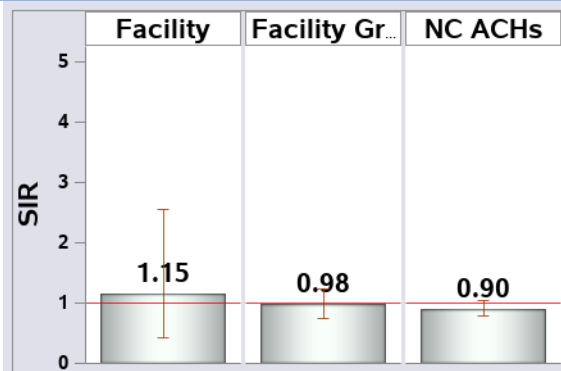


Figure 6: SIRs and 95% Confidence Intervals, Jan-Sep 2020.

Ventilator-Associated Events (VAE)

Note from N.C. Division of Public Health: VAEs are not reportable at this facility type after 2018Q3