

**North Carolina Healthcare-Associated Infections Report**  
**Data from January 1 – September 30, 2020**  
**Wake Forest Baptist Health-Davie Medical Center, Bermuda Run, Davie County**

**2019 Hospital Survey Information**

Hospital Type:	Acute Care Hospital
Medical Affiliation:	No
Admissions in 2019	2,061
Patient Days in 2019	5,678
Total Number of Beds:	26
Number of ICU Beds:	0
FTE* Infection Preventionists:	0.30
Number of FTEs* per 100 beds:	1.15

[\*FTE = Full-time equivalent]



**Commentary From Facility:**  
 No comments provided.

**Catheter-Associated Urinary Tract Infections (CAUTI)**

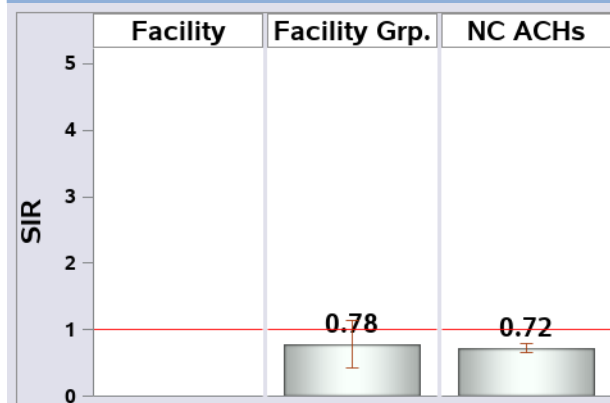


Figure 1: SIRs and 95% confidence intervals, Jan-Sep 2020.

Table 1. Number of Observed and Predicted Infections by ICU and Ward Type, Jan-Sep 2020.

Unit Type	Observed Infections	Predicted Infections	How Does This Facility Compare to the National Experience?
Adult/Ped Wards	1	Less than 1.0	No Conclusion
All reporting units	1	Less than 1.0	No Conclusion

Note: SIR=Standardized Infection Ratio. SIR is calculated by #Observed/#Predicted.

Note: SIR not calculated if <50 catheter days or <1 predicted infection.

Note: Red line represents the NHSN baseline experience, 2015.

**How Does This Facility Compare to the National Experience?**

No Conclusion: Data were reported, but there was not enough information to make a reliable comparison

**Methicillin-Resistant Staphylococcus aureus Laboratory-Identified Bacteremia (MRSA LabID)**

Note: LabID events are based on positive laboratory results only; not all LabID events represent true illnesses. Events reported here may be higher than events based on clinically-defined illness.

Table 2. Number of Observed and Predicted MRSA Events, Jan-Sep 2020

Unit Type	Observed Events	Predicted Events	How Does This Facility Compare to the National Experience?
Facility-wide inpatient	2	Less than 1.0	No Conclusion

Note: SIR=Standardized Infection Ratio. SIR is calculated by #Observed/#Predicted.

Note: Red line represents the NHSN baseline experience, 2015.

**How Does This Facility Compare to the National Experience?**

No Conclusion: Data were reported, but there was not enough information to make a reliable comparison

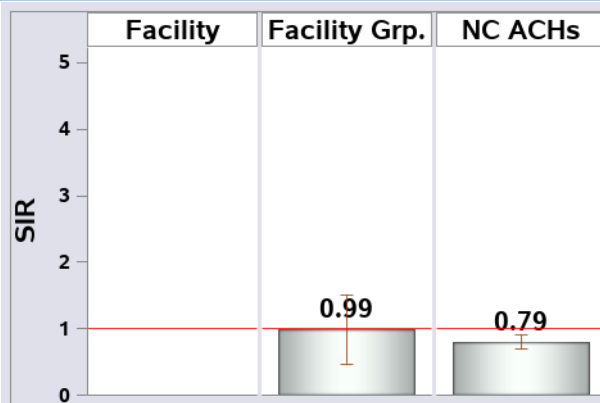


Figure 2: SIRs and 95% Confidence Intervals, Jan-Sep 2020.

**Clostridioides difficile Laboratory-Identified Infections (CDI LabID)**

Note: LabID events are based on positive laboratory results only - not all LabID events represent true illnesses. Rates reported here may be higher than rates based on clinically-defined illness.

Table 3. Number of Observed and Predicted CDIs, Jan-Sep 2020

Unit Type	Observed Events	Predicted Events	How Does This Facility Compare to the National Experience?
Facility-wide inpatient	1	1.1	Same

Note: SIR=Standardized Infection Ratio. SIR is calculated by #Observed/#Predicted.

Note: Red line represents the NHSN baseline experience, 2015.

**How Does This Facility Compare to the National Experience?**

= Same: About the same number of infections as predicted by the national baseline experience

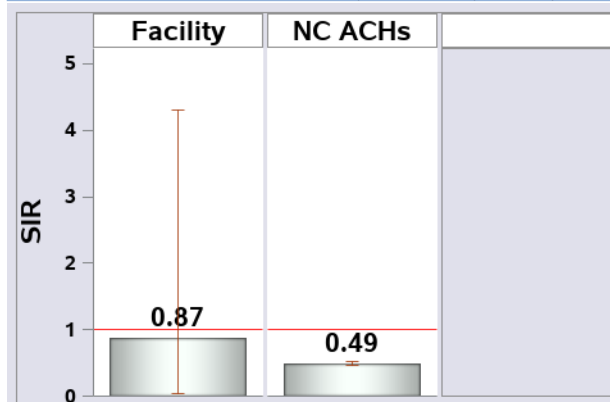


Figure 3: SIRs and 95% Confidence Intervals, Jan-Sep 2020.

**North Carolina Healthcare-Associated Infections Report**  
**Data from January 1 – September 30, 2020**  
**Wake Forest Baptist Health-Davie Medical Center, Bermuda Run, Davie County**

**Central Line-Associated Bloodstream Infections (CLABSI)**

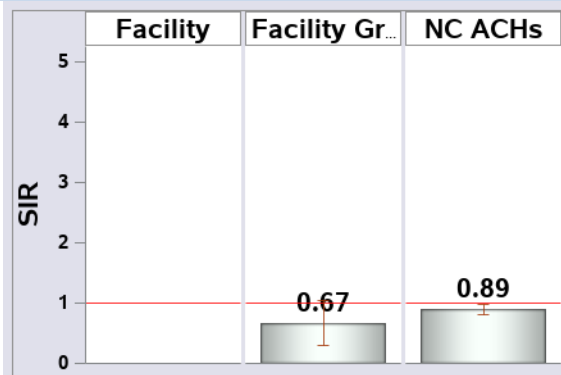


Figure 4: SIRs and 95% confidence intervals, Jan-Sep 2020.

Table 4. Number of Observed and Predicted CLABSI Infections by ICU and Ward Type, Jan-Sep 2020

Unit Type	Observed Infections	Predicted Infections	How Does This Facility Compare to the National Experience?
Adult/Ped Wards	0	Less than 1.0	No Conclusion
All reporting units	0	Less than 1.0	No Conclusion

Note: SIR=Standardized Infection Ratio. SIR is calculated by #Observed/#Predicted.

Note: SIR not calculated if <50 central line days or <1 predicted infection.

Note: Red line represents the NHSN baseline experience, 2015.

**How Does This Facility Compare to the National Experience?**

No Conclusion: Data were reported, but there was not enough information to make a reliable comparison

**Surgical Site Infections (SSI) after Abdominal Hysterectomies**

Note from N.C. Division of Public Health: Data are unavailable for this time period.

**Surgical Site Infections (SSI) after Colon Surgeries**

Note from N.C. Division of Public Health: Data are unavailable for this time period.

**Ventilator-Associated Events (VAE)**

Note from N.C. Division of Public Health: VAEs are not reportable at this facility type after 2018Q3